



Eye Nut C802

Product information

Eye nut to be screwed by hand.

Material: Alloy steel 8.8.

Marking: Marked with WLL, sizes, steel quality, CE, producername, tracability.

Finish: Red painted.







Note: Approved for lifting.

Safety factor: 4:1

Part code	WLL ton	Thread mm	A mm	B mm	C mm	E mm	F mm	H, mm	Weight kg	Delivery time
421100040120	0.4	M6	25	45	25	10	10	45	0.1	2
421100080120	0.8	M8	25	45	25	10	10	45	0.1	2
421100100120	1	M10	25	45	25	10	10	45	0.1	2
421100160120	1.6	M12	35	63	35	14	14	62	0.26	2
421100300120	3	M14	35	63	35	14	14	62	0.26	2
421100400120	4	M16	35	63	35	14	14	62	0.26	2
421100500120	5	M18	50	90	50	20	20	90	0.75	2
421100600120	6	M20	50	90	50	20	20	90	0.75	10
421100800120	8	M24	50	90	50	20	20	90	0.75	2
421101000120	10	M27	60	108	65	24	24	109	1.4	10
421101200120	12	M30	60	108	65	24	24	109	1.4	2

Technical data

Working load limit W.L.L. (t)

Code	Size mm	0° 1 leg	0° 2 legs	0°- 45° 2 legs	45°- 60° 2 legs	0°- 45° 3/4 legs	45°- 60° 3/4 legs	Max tightening torque Nm
								
C80206	M6	0,4	0,8	0,14	0,1	0,2	0,14	3,5
C80208	M8	0,8	1,6	0,28	0,2	0,4	0,28	8
C80210	M10	1	2	0,35	0,25	0,5	0,35	16
C80212	M12	1,6	3,2	0,56	0,4	0,8	0,56	28
C80214	M14	3	6	1	0,75	1,5	1	45
C80216	M16	4	8	1,4	1	2	1,4	70
C80218	M18	5	10	1,8	1,25	2,5	1,8	95
C80220	M20	6	12	2,1	1,5	3	2,1	135
C80224	M24	8	16	2,8	2	4	2,8	230
C80227	M27	10	20	3,5	2,5	5	3,5	343
C80230	M30	12	24	4,2	3	6	4,2	465

Blueprint

